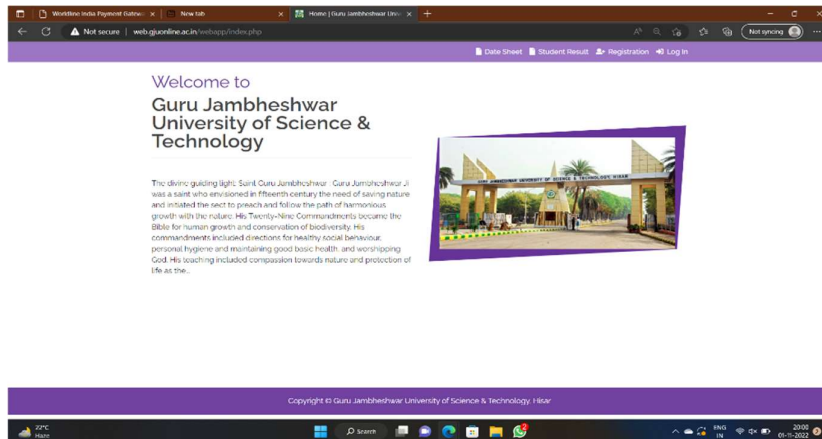
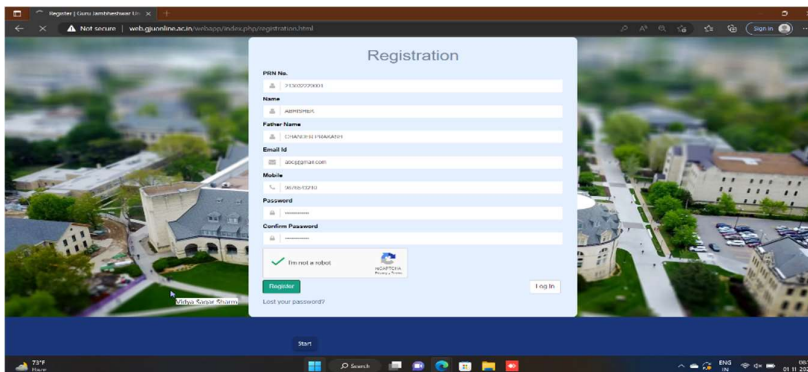


Step-by-step guide to Fill Reappear Exam Form

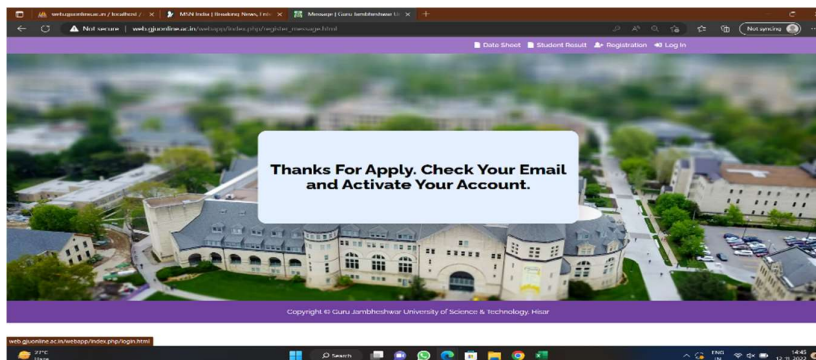
Step 1 -firstly student will do registration by clicking on the “Registration Link”.



After Entering PRN/Roll Number and clicking on the Name Field, the system will automatically fetch the student details.

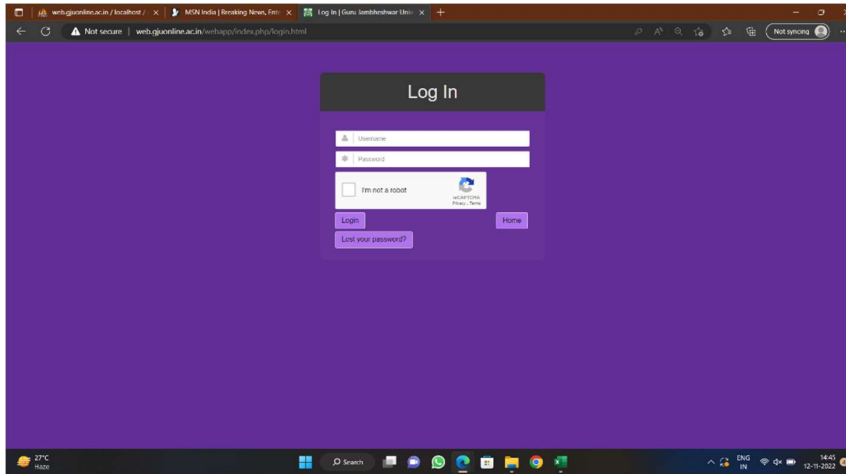


Step 2- After registration student will check the registered email and activate account.

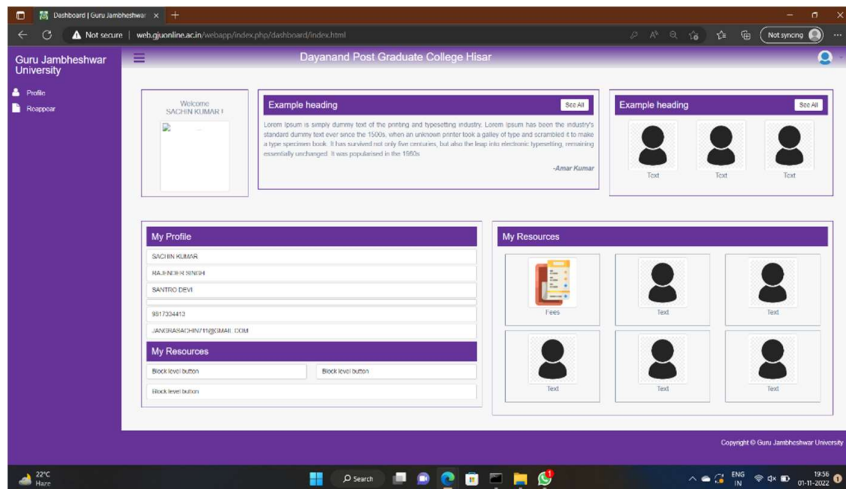


Step-by-step guide to Fill Reappear Exam Form

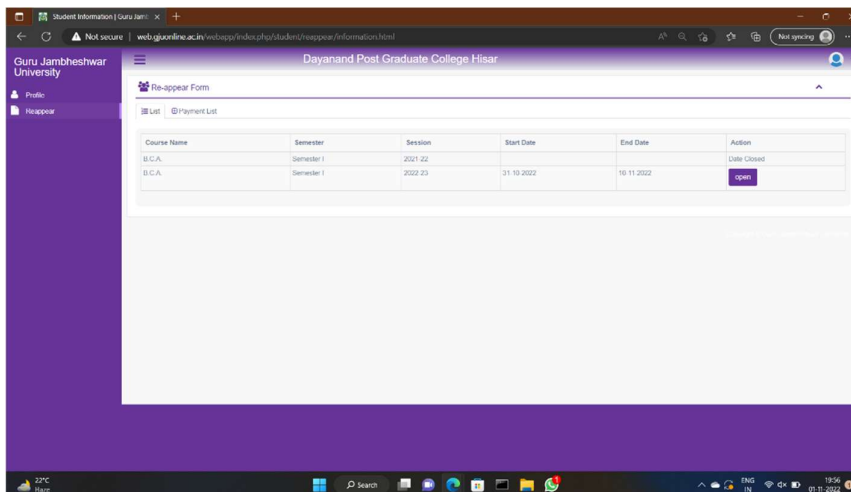
Step 3- after registration student will login.



Step 4 – after login system will show this page .

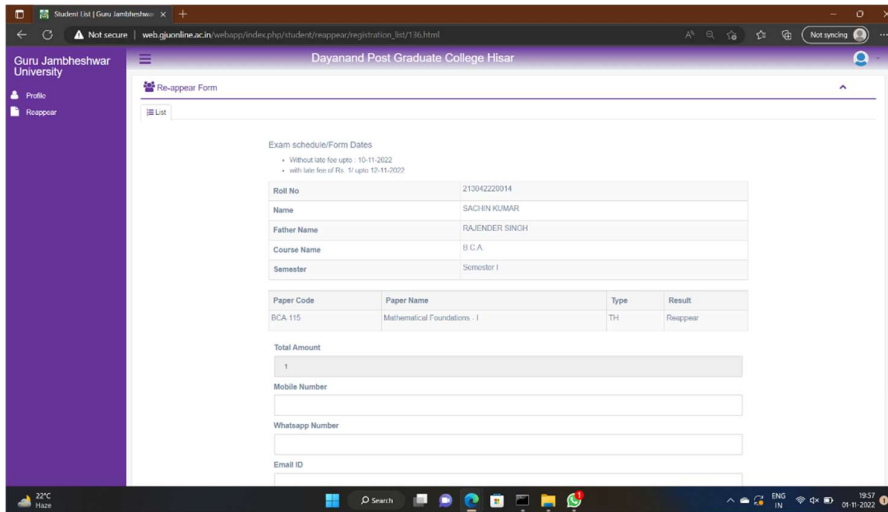


step 5 –click on reappear.



Step-by-step guide to Fill Reappear Exam Form

Step 6 – click on the open link in reappear form and fillout the form then click on pay .



Dayanand Post Graduate College Hisar

Re-appear Form

Exam schedule/Form Dates

- Without late fee upto: 10-11-2022
- With late fee of Rs. 11 upto: 12-11-2022

Roll No	21304220014		
Name	SACHIN KUMAR		
Father Name	RAJENDER SINGH		
Course Name	B.C.A.		
Semester	Semester I		

Paper Code	Paper Name	Type	Result
BCA-115	Mathematical Foundations - I	TH	Reappear

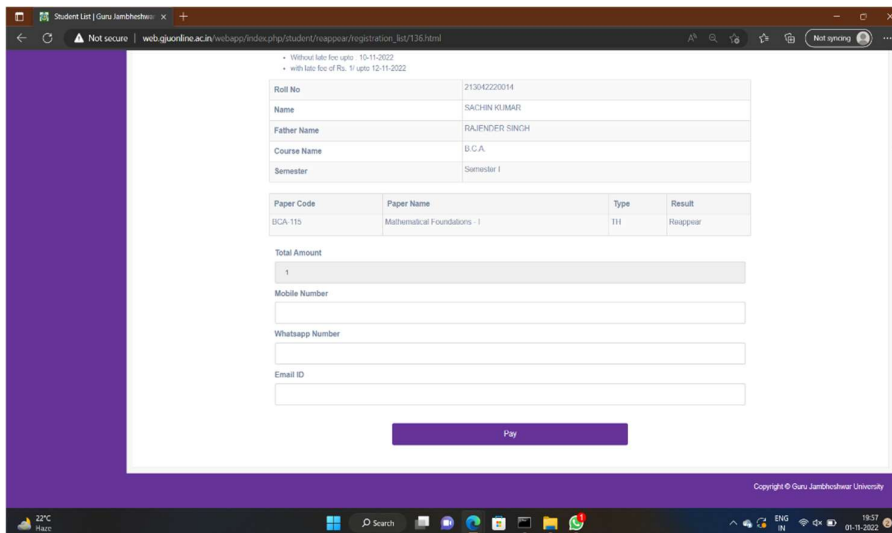
Total Amount

1

Mobile Number

Whatsapp Number

Email ID



Dayanand Post Graduate College Hisar

Re-appear Form

Exam schedule/Form Dates

- Without late fee upto: 10-11-2022
- With late fee of Rs. 11 upto: 12-11-2022

Roll No	21304220014		
Name	SACHIN KUMAR		
Father Name	RAJENDER SINGH		
Course Name	B.C.A.		
Semester	Semester I		

Paper Code	Paper Name	Type	Result
BCA-115	Mathematical Foundations - I	TH	Reappear

Total Amount

1

Mobile Number

Whatsapp Number

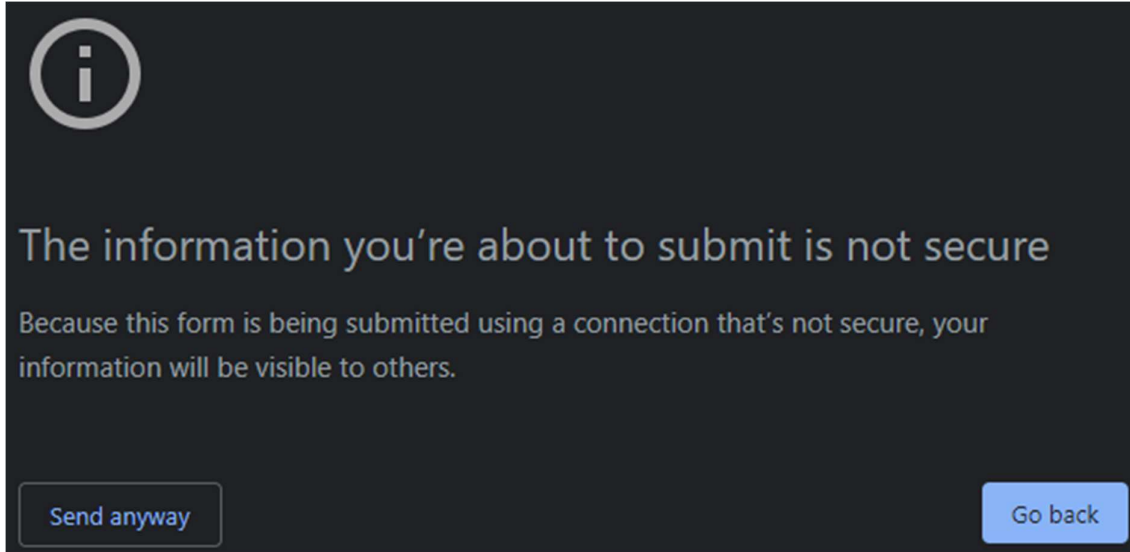
Email ID

Pay

Copyright © Guru Jambheshwar University

Step 7 – You will be redirected to the payment gateway.

Step-by-step guide to Fill Reappear Exam Form



After doing a successful payment if you get insecure site warning click on the "SEND ANYWAY" button then you will be redirected back to our site where you can get the payment receipt.